

RCI Electric Strikes

O Series

0161 3/4" Semi-Mortise Rim Strikes

Semi-mortise rim strike designed for use with Pullman latch rim exit devices.


1-3/4"W x 9"H x 1-5/8"D (45mm x 229mm x 41mm)




Energy
200mA¹
12VAC/VDC Or
24VAC/VDC




Strength
1,500lbf Static
70ft-lb Dynamic



Warranty
5 Year Limited Warranty



Mode
Fail-Secure



Endurance
250,000 Cycles

¹Max at 12VDC

- Semi-mortise rim strike designed for use with Pullman latch rim exit devices
- Independently validated to 500,000 cycles of operation
- Accommodates 1/2" to 3/4" (13mm–19mm) latch projection
- Ensures proper latch alignment with horizontal adjustment
- Stainless steel ensures superior strength and creates a sleek aesthetic design
- Lockdown holes for secure mount
- Non-handed
- Brushed Stainless Steel (32D) finish
- UL 1034 burglary-resistant Listed



How To Order

| | | | | |
|---------|---|----|------------|-----|
| 0161 | - | | x | 32D |
| | | 05 | -12VAC/VDC | |
| | | 08 | -24VAC/VDC | |
| Voltage | | | | |

Example: 0161 - 05 x 32D

Accessories

| Model | Description |
|---------|--|
| 0161DDH | Double door housing, SPC ² finish |

NOTE: UL 1034 Burglary-resistant listing does not apply with use of 0161DDH.

²SPC=Silver Powder Coat

