



4.5 INCH ROUND & SQUARE PUSH PLATES

STAINLESS STEEL ACTUATORS

LEARN MORE



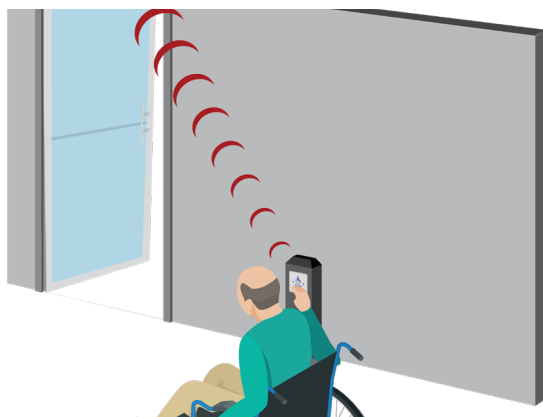
click or scan



DESCRIPTION

BEA's **4.5 INCH ROUND AND SQUARE PUSH PLATES** improve overall access, enhance accessibility for those with limited mobility or disabilities and seamlessly integrate with an automatic door's activation.

These ADA-compliant push plates are available in a variety of popular design options, including alternative accessibility artwork. This product may be hard wired to the door operator or connected to BEA's line of wireless transmitters.



Robust Design

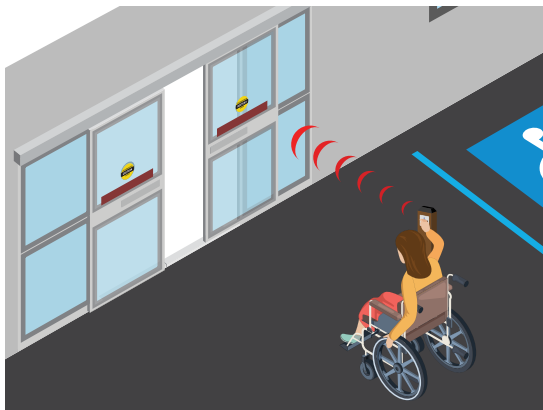
1/16 inch thick stainless steel for maximum durability

Vandal Resistant

Concealed fasteners to minimize vandalism

Available In Complete Kits

Complete kits available including plates, mounting boxes and optional wireless devices for ease of ordering



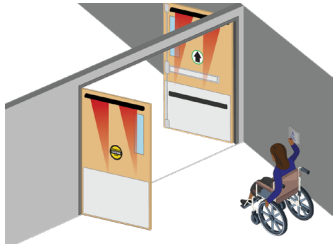
Enhances Accessibility

ADA-compliant push plates are available in a variety of popular faceplate graphic options

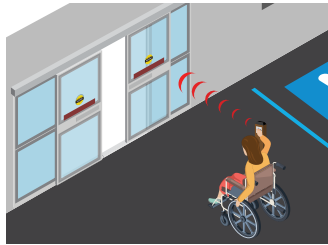
Highly Compatible And Customizable

Compatible with both surface and flush mount boxes

APPLICATIONS



Low-energy Doors



Wireless Compatibility



Request-To-Exit

TECHNICAL SPECIFICATIONS

Faceplate Material	16 gauge, 304 2B stainless steel
Backplate Material	1/8" thick, aluminum
Mounting Screws	Stainless steel, 6-32 x 1" & 8-32 x 1" Allen head size: 5/64
Cherry Switch	Single-pole, 1 A, COM/NO/NC UL Recognized
Compatible Wireless Frequencies	900, 433, or 300 MHz
Dimensions	
Round	4 1/2" (W/H) x 3 1/50" (D)
Square	4 1/2" (W) x 4 1/2" (H) x 3 1/50" (D)

PRODUCT SERIES

<p>10PBR45 4.5" round - "Push to Open" text only</p>	<p>10PBR451 4.5" round - "Push to Open" text and handicap logo</p>	<p>10PBR45LL 4.5" round - handicap logo only</p>
<p>10PBS4510 4.5" round - plain face</p>	<p>10PBS45 4.5" square - "Push to Open" text only</p>	<p>10PBS451 4.5" square - "Push to Open" text and handicap logo</p>
<p>10PBS45LL 4.5" square - handicap logo only</p>	<p>10PBS4510 4.5" square - plain face</p>	<p>10PBS45POD 4.5" square - "Press to Operate Door" text only</p>
<p>10PBS45B 4.5" square - "Push to Open" text - white text on blue plate</p>	<p>10PBS451B 4.5" square - "Push to Open" text and handicap logo - white text on blue plate</p>	<p>10PBS451AL 4.5" square - "Push to Open" text and alternate handicap logo</p>

10BOX45SQFM	PBS45 series flush mount box (4 1/2" square)
10BOX45SQSM	PBS45 series surface mount box (4 1/2" square)
10BOX45RNDFM	PBR45 series flush mount box (4 1/2" round)
10BOX45RNDSM	PBR45 series surface mount box (4 1/2" round)
10ESCUTCHEON45	PBR45 series stainless steel surface mount box 4 1/2" round)
10WRRND45	PBS45 series weather ring (4 1/2" round)

DISCLAIMER Information is supplied upon the condition that the persons receiving it will make their own determination as to its suitability for their purposes prior to use. In no event will BEA be responsible for damages of any nature whatsoever resulting from the use of or reliance upon information from this document or the products to which the information refers. BEA has the right without liability to change descriptions and specifications at any time.

WWW.BEASENSORS.COM



BEA AMERICAS / RIDC Park West / 100 Enterprise Drive / Pittsburgh, PA
T 1-800-523-2462 / F 1-888-523-2462 / E info-us@BEAsensors.com

A Halma company